

SuperLife UK pension transfer scheme

SuperLife Age Steps - Age 40

This is a replacement fund update dated 29 May 2024, which replaces the previous fund update dated 31 July 2023. The market index return data in the "How has the fund performed?" section, including the annual return graph, has been updated to show correct market index returns over the relevant periods.

Investment update for the quarter ended 30 June 2023

This investment update was first made publicly available on 29 May 2024.

What is the purpose of this update?

This document tells you how SuperLife Age Steps - Age 40 (the stage) has performed and what fees were charged. The document will help you to compare the stage with other funds. Smartshares Limited prepared this update in accordance with the Financial Markets Conduct Act 2013. This information is not audited and may be updated.

Description of this stage

SuperLife Age Steps automatically sets the proportion of your investment in income and growth assets based on your age. As you get older, the proportion of your investment in more volatile growth assets will be reduced, lowering the expected size of the ups and downs in the value of your investment. This option may be suitable if you are saving for retirement (assumed to be age 65), and assumes you will continue to invest your savings and spend them over your retirement period.

Your SuperLife Age Steps - Age 40 investment will be allocated 20.8% to income assets and 79.2% to growth assets.

Total value of this stage:	\$387,971
Number of investors in the stage:	10
The date the stage started:	15 September 2013


How has the stage performed?

	Average over past 5 years	Past year
Annual return (after deductions for charges and tax)	4.61%	7.81%
Annual return (after deductions for charges but before tax)	5.34%	8.46%
Market index annual return (reflects no deduction for charges and tax)	7.08%	9.57%

The market index return is a composite of benchmark index returns, weighted for the stage's target investment mix (also known as target asset allocation). The specific benchmark indices used for each asset class are defined in the Statement of Investment Policy and Objectives (SIPO). The SIPO and further additional information about the market index is available on the offer register at disclose-register.companiesoffice.govt.nz.

What are the risks of investing?

Risk indicator for SuperLife Age Steps - Age 40



The risk indicator is rated from 1 (low) to 7 (high). The rating reflects how much the value of the stage's assets goes up and down. A higher risk generally means higher potential returns over time, but more ups and downs along the way.

To help you clarify your own attitude to risk, you can seek financial advice or work out your risk profile at sorted.org.nz/tools/investor-profiler.

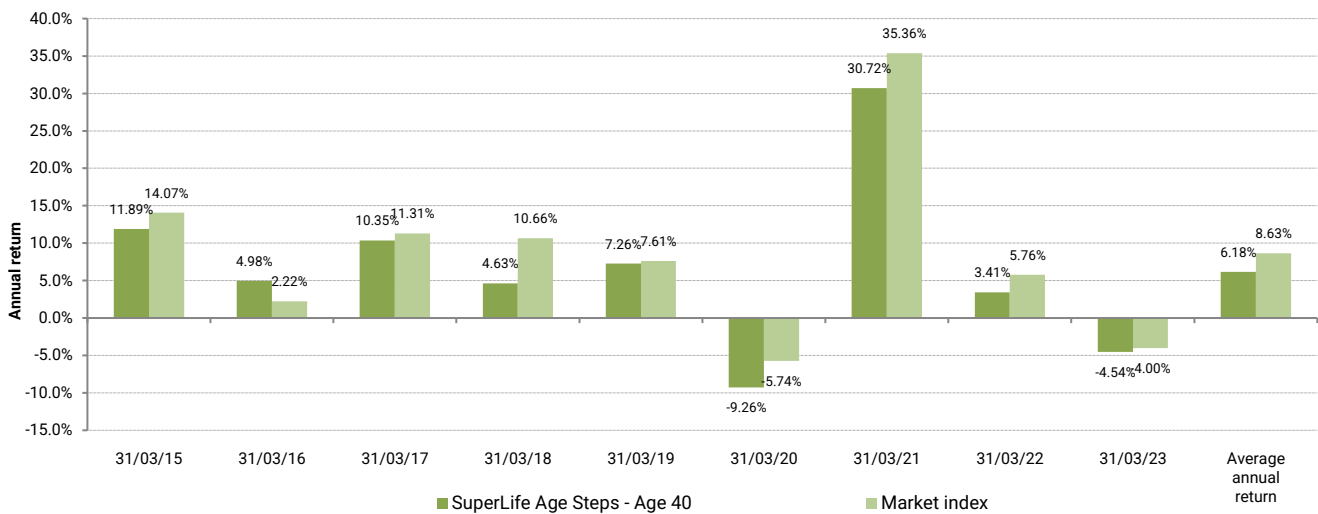
Note that even the lowest category does not mean a risk-free investment, and there are other risks that are not captured by this rating.

This risk indicator is not a guarantee of a stage's future performance. The risk indicator is based on the returns data for 5 years to 30 June 2023. While risk indicators are usually relatively stable, they do shift from time to time. The risk indicator will continue to be updated in future stage updates.

See the Product Disclosure Statement for the SuperLife UK pension transfer scheme for more information about the risks associated with investing in this stage.



Annual return graph



This shows the return after fund charges and tax for each year ending 31 March since the stage started. The last bar shows the average annual return since the stage started, up to 30 June 2023.

Important: This does not tell you how the stage will perform in the future.

Returns in this update are after tax at 28%.

What fees are investors charged?

Investors in SuperLife Age Steps - Age 40 are charged fund charges. In the year to 31 March 2023 these were:

	% per annum of fund's net asset value
Total fund charges (estimate)	0.83% ¹
Which are made up of:	
Total management and administration charges (estimate)	0.83% ¹
Including:	
Manager's basic fee	0.82%
Other management and administration charges	0.01% ²
Other charges	Dollar amount per investor
Administration fee	\$60 per annum

Investors may also be charged individual action fees for specific actions or decisions (for example, for withdrawing from or switching funds). See the Product Disclosure Statement for the SuperLife UK pension transfer scheme for more information about those fees.

The fees set out above include GST where applicable.

Small differences in fees and charges can have a big impact on your investment over the long term.

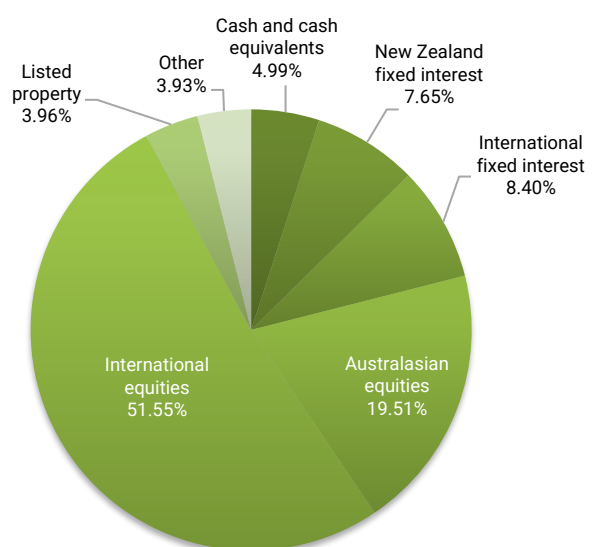
Example of how this applies to an investor

Jess had \$10,000 in the stage at the start of the year and did not make any further contributions. At the end of the year, Jess received a return after fund charges were deducted but before tax of \$846 (that is 8.46% of Jess's initial \$10,000). Jess also paid \$60 in other charges. This gives Jess a total return after tax of \$721 for the year.

What does the stage invest in?³

Actual investment mix

This shows the types of assets that the stage invests in.





Target investment mix

This shows the mix of assets that the stage generally intends to invest in.

Asset Category	Target asset mix
Cash and cash equivalents	4.60%
New Zealand fixed interest	7.80%
International fixed interest	8.40%
Australasian equities	20.00%
International equities	51.20%
Listed property	4.00%
Unlisted property	-
Commodities	-
Other	4.00%

Top 10 investments

Name	% of stage's net asset value	Type	Country	Credit rating (if applicable)
VANGUARD TOTAL WORLD STOCK ETF	11.13%	International equities	United States	
VANGUARD S&P 500 ETF	8.00%	International equities	United States	
VANGUARD FTSE EUROPE ETF	6.25%	International equities	United States	
ISHARES CORE GLOBAL AGGREGATE BOND UCITS ETF	6.24%	International fixed interest	Ireland	
VANGUARD FTSE PACIFIC ETF	3.98%	International equities	United States	
VANGUARD MID-CAP ETF	3.40%	International equities	United States	
VANGUARD FTSE EMERGING MARKETS ETF	3.31%	International equities	United States	
VANGUARD GLOBAL INFRASTRUCTURE INDEX ETF	3.15%	International equities	Australia	
VANGUARD SMALL-CAP ETF	2.91%	International equities	United States	
ISHARES MSCI USA ESG SCREENED UCITS ETF	2.42%	International equities	Ireland	

The top 10 investments make up 50.79% of the stage's net asset value.

Currency hedging

The stage invests into funds which hedge their foreign currency exposure.



Key personnel

This shows the directors and employees who have the most influence on the investment decisions of the stage:

Name	Current position	Time in current position	Previous or other current position	Time in previous or other current position
Guy Roulston Elliffe	Director	7 years and 7 months	Corporate Governance Manager - ACC (current position)	8 years and 2 months
Stuart Kenneth Reginald Millar	Chief Investment Officer - Smartshares	4 years and 1 month	Head of Portfolio Management - ANZ Investments	6 years and 4 months
Graham Nicholas Stewart Law	Director	1 year and 6 months	Chief Financial and Corporate Officer - NZX (current position)	5 years and 6 months
Alister John Williams	Director	7 years and 7 months	Investment Manager - Trust Management	5 years and 4 months

Further information

You can also obtain this information, the Product Disclosure Statement for the SuperLife UK pension transfer scheme, and some additional information, from the offer register at disclose-register.companiesoffice.govt.nz.

Notes

- 1 The fund charges for SuperLife Age Steps are estimates based on the target investment mix of underlying funds for each age step. The fund charges actually charged may differ from the estimate if the actual investment mix of underlying funds for your investment differs from the target because of market movements.
- 2 These charges refer to the normal fund operating costs that are charged to the fund. For disclosure purposes, supervisor, audit and legal costs are not included in the manager's basic fee, but are included in the other management and administration charges. Some of these are fixed costs so the amount shown can range from 0% up to the total fund charges depending on the total value of the fund.
- 3 The 'other' category refers to an investment in infrastructure. The underlying investments are infrastructure securities listed in developed countries.